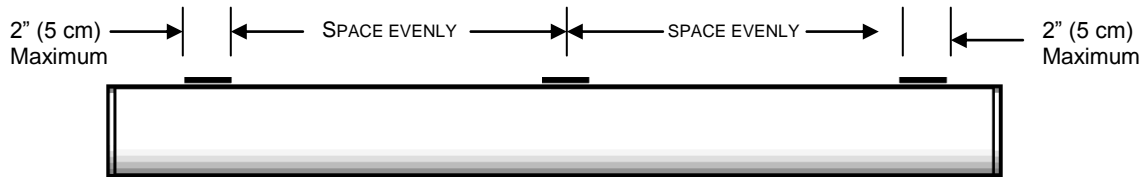


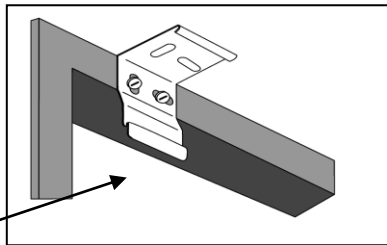
CASSETTE SYSTEM INSTALLATION INSTRUCTIONS

1. Mount the brackets to the wall or window frame with the outside brackets no further than 2 inches (5cm) from the ends of the headrail. On wider shades (60 inches and over), space the additional bracket(s) at equal intervals. Two brackets are included for widths under 60 inches; over 60 inches, three brackets are included for mounting.



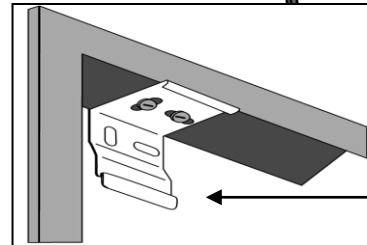
For wall or outside mounts, use the rear bracket holes.

Make sure the release tab is always mounted on the bottom.



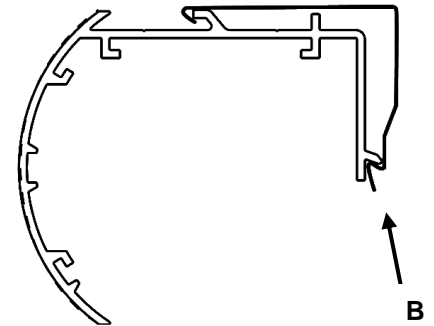
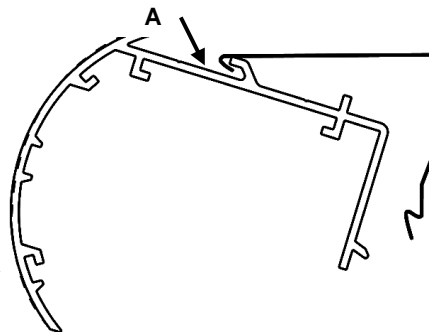
For inside or ceiling mounts, use the top bracket holes.

Make sure the release tab is always mounted on the bottom




2. Mount the headrail. Position the headrail with the front panel. (A) resting on the top lip of all brackets. Push the bottom front of the headrail firmly backwards and toward the window until the lip on the rear of the headrail engages the bracket and snaps into place, (B) as shown

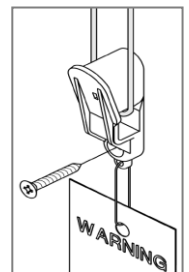
Push here backwards and toward the window



3. Install the Tension Device. The Tension Device reduces the hazards of strangulation and entanglement of young children by limiting access to the control cord. Anchor the Tension Device that is attached to the shade's control cord to the window frame or wall so young children cannot pull the cord around their necks.



- Lower the shade.
- Hold the Tension Device on the window frame, molding or wall so that the Tension Device and control cord do not interfere with raising or lowering the shade. The Tension Device should be installed without stretching or pulling down on the control cord. Stretching the cord will cause excessive wear. Do not twist or cross the control cord. If using stop balls, position the Tension Device 1/4 inch higher to allow the stop ball to pass thru the Tension Device.
- Holding the Tension upright, and in position as shown, insert and secure the screw.



4. Operate the shade by pulling down on one side of the cord – one side of the cord raises the shade, the other side lowers the shade. Do not lift the bottom rail with your hands. Also, be careful not to place objects on the windowsill that will interfere with operating the shade or cause it to hang unevenly.

5. To remove a shade, roll the shade material into the headrail, push on the bottom of the bracket release tabs and with a firm grasp of the headrail, push upwards and then remove the shade.



PRODUCT LIABILITY

Halcyon™ Shades offer unrivaled solar protection, flexibility and performance with emphasis on safety.

Halcyon™ Shades are designed to comply with the American National Standard for Safety of Corded Window Covering Products, (ANSI/WCMA A100.1 2002) sponsored by the Window Covering Manufacturers Association.

When properly installed, the cord tension device provided with the Halcyon™ Shades can prevent a child from pulling the cord around its neck.

Materials used in Halcyon™ Shades contain less than .02% lead per weight per window covering.

Halcyon™ Shades will not pull free during use when the mounting clips are properly installed.

CPFilms, HEREBY DISCLAIMS LIABILITY FOR ANY INCIDENTAL, SPECIAL, CONSEQUENTIAL OR PUNITIVE DAMAGES ARISING FROM ANY DEFECT IN THE PRODUCT COVERED BY THE PRODUCT WARRANTY, EXCEPT DURING THE APPLICABLE LIMITED WARRANTY PERIOD SET FORTH IN THE PRODUCT WARRANTY. For complete warranty information, refer to the Halcyon™ Shades Warranty form FSL0005.



Young children can STRANGLE in cord and bead chain loops. They can also wrap cords around their necks and STRANGLE.

- Always keep cords and bead chains out of children’s reach.
- Move cribs, playpens and other furniture away from cords and bead chains. Children can climb furniture to get to cords.
- Attach tension device to wall or floor. This can prevent children from pulling cords and bead chains around their necks.

PRODUCT WARRANTY

CPFilms Inc. (“Seller”) warrants that the goods, materials or product to which this documents refers (herein) elsewhere referred as (“Product”) will meet sellers’ standard specifications and be free from material and workmanship defects in manufacturing.

HALCYON™ SHADES MATERIAL IS WARRANTED FOR THE PERIODS SPECIFIED BELOW FROM THE DATE OF ORIGINAL PURCHASE WHEN PROPERLY INSTALLED AS AN INTERIOR SHADE IN ACCORDANCE WITH MANUFACTURER’S INSTRUCTIONS. **HALCYON™ SHADES** MATERIAL WILL MAINTAIN REFLECTIVE PROPERTIES WITHOUT CRAZING OR CRACKING.

Halcyon™ Shades Embossed.....5 Years
Halcyon™ Shades Traditional.....3 Years

Seller shall not be liable under any circumstances for any damage or reduction in performance directly or indirectly resulting from misuse or improper application or daily wear and tear.

The warranty coverage is limited to the owner of the property at the time of installation and is not transferable.

In order to obtain replacement of the **Halcyon™ Shades**, the information contained in the installation record or bill of sale furnished at the time of purchase, which includes evidence that the product is **Halcyon™ Shades**, together with a description of the specific defect should be sent to CPFilms Inc., **Halcyon™ Shades** Warranty Services, Post Office Box 5068, Martinsville, VA 24115. Proof of purchase is also required in order to obtain warranty coverage. It is therefore recommended that the purchaser retain the completed installation record or sales receipt and original copy of this warranty.

CPFilms, HEREBY DISCLAIMS LIABILITY FOR ANY INCIDENTAL, SPECIAL, CONSEQUENTIAL OR PUNITIVE DAMAGES ARISING FROM ANY DEFECT IN THE PRODUCT COVERED BY THIS WARRANTY, EXCEPT DURING THE APPLICABLE LIMITED WARRANTY PERIOD SET FORTH ABOVE, CPFILMS INC. HEREBY EXCLUDES AND DISCLAIMS ANY AND ALL OTHER EXPRESS OR IMPLIED WARRANTIES, INCLUDING THE WARRANTIES OF MERCHANTABILITY AND FITNESS FOR A PARTICULAR PURPOSE. Manufacturer’s /CPFilms sole obligation to the owner/purchaser, whether claim be based in contract, negligence, tort or otherwise, shall be solely as provided hereunder and damages and remedies shall be as provided hereunder.

SOME STATES/PROVINCES DO NOT ALLOW THE EXCLUSION OR LIMITATION OF INCIDENTAL OR CONSEQUENTIAL DAMAGES OR LIMITATIONS ON HOW LONG AN IMPLIED WARRANTY LASTS, SO THE ABOVE LIMITATIONS MAY NOT APPLY TO YOU. THIS WARRANTY GIVES YOU SPECIFIC LEGAL RIGHTS AND YOU MAY HAVE OTHER RIGHTS, WHICH MAY VARY FROM STATE/PROVINCES TO STATE/PROVINCES.

This limited warranty is void if the shade is subject to abuse or improper care resulting in scratching or damaging.



PRODUCT LIABILITY

This limited warranty or any part of it is void only where expressly prohibited by law. **Halcyon™ Shades** is not warranted in any way, except as expressly stated in this limited warranty and by operation of law.